
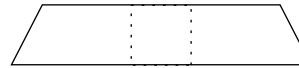


# Patterns for a helmet stand (Actual size)




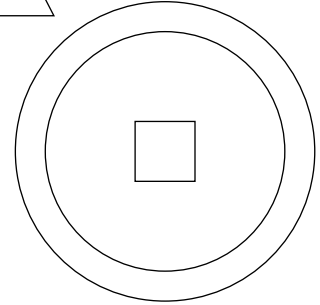
4 x 1 x .75

Back of head (1)



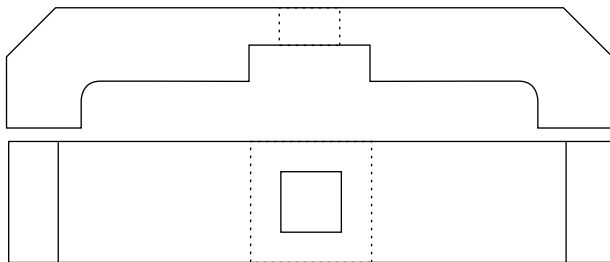
5 dia. x 1

Top



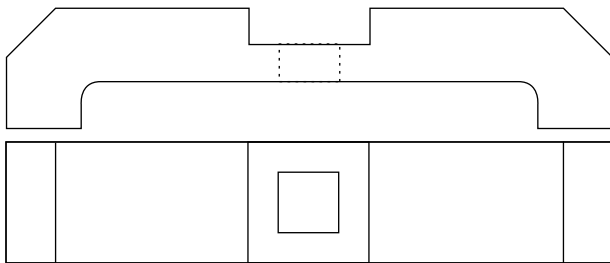
9 x 1 X .75

Side-to-side head (1)



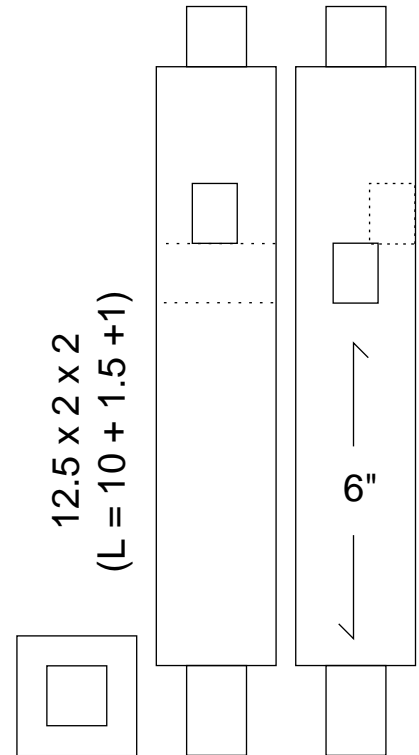
10 x 2 x 2

Side-to-side foot (1)



10 x 2 x 2

Front-to-back foot (1)



12.5 x 2 x 2  
(L = 10 + 1.5 + 1)

6"

Central frame (1)