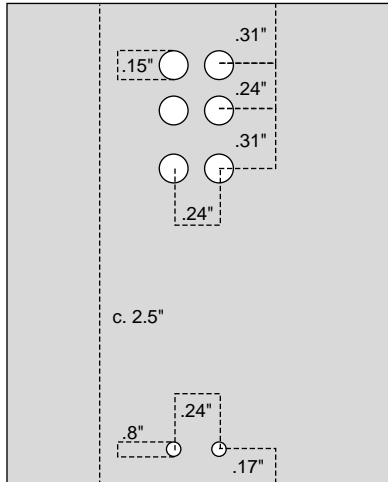
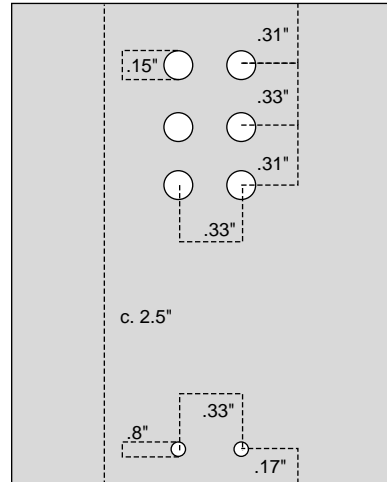


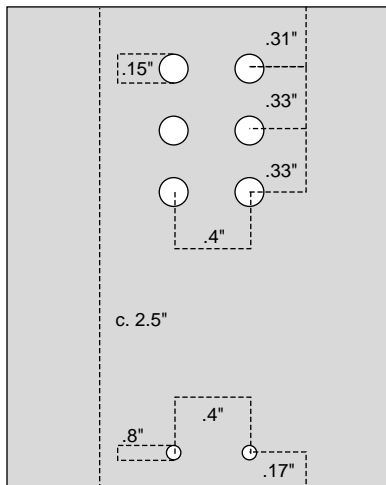
# Spacing for *Sugake odoshi*. (Actual size)



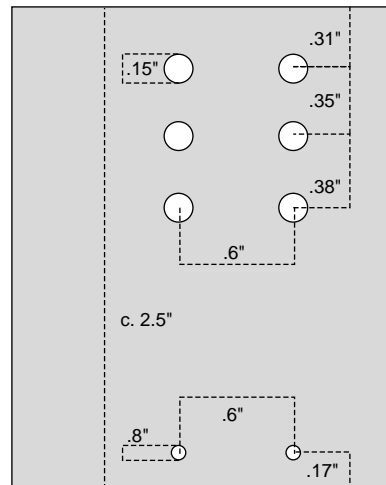
Placement of holes for  
1/4"-wide lacing.



Placement of holes for  
3/8"-wide lacing.



Placement of holes for  
1/2"-wide lacing.



Placement of holes for  
3/4"-wide lacing.

**Note:** the actual diameter of the holes themselves depends on the thickness of your lacing material.

**Note also:** these templates can also be applied for plate armours using *kebiki odoshi* — just keep the spacing between rows the same.